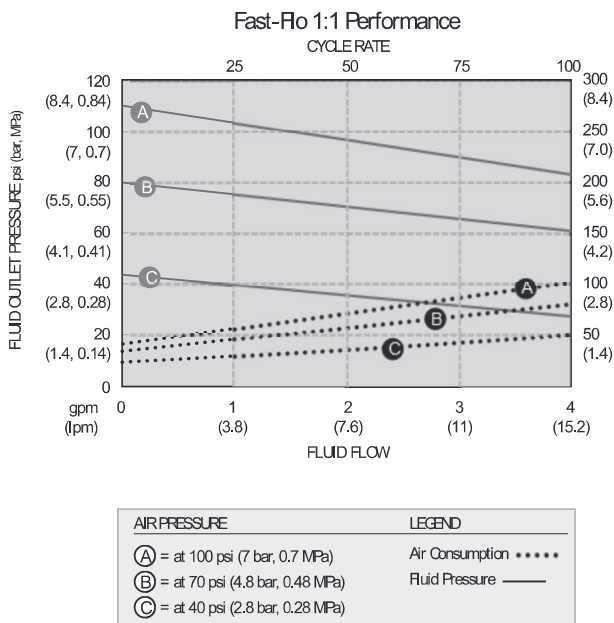


Ordering Information

PART NUMBER	CONSTRUCTION	PACKING
226940	Drum/CS/SST (ETL-UL, CE)	T&L
226941	Drum/CS/SST (ETL-UL, CE)	PE
226942	Drum/SST (ETL-UL, CE)	PE
226943	Stubby/CS/SST (ETL-UL, CE)	L
226944	Stubby/CS/SST (ETL-UL, CE)	PE
226945	Stubby/SST (ETL-UL, CE)	PE
226946	Drum/CS/SST (CE)	T
226947	Drum/CS (CE)	R
226948	Stubby/CS (CE)	R
226951	Drum/CS (CE)	R
226952	Stubby/SST (CE)	R
226953	Drum/SST (CE)	R
237129	Drum/SST (CE)	T
237130	Stubby/CS (CE)	L
237131	Stubby/CS (CE)	T
237132	Stubby/SST (CE)	T
237133	Drum/CS (CE)	L
237134	Drum/CS (CE)	T

N = Neoprene SST = 304 Stainless Steel
 L = Leather CS = Carbon Steel
 T = PTFE PE = Polyethylene
 R = Rubber

Performance Charts



Fast-Flo® 1:1 Air-Operated Piston Transfer Pumps

Selector Tool

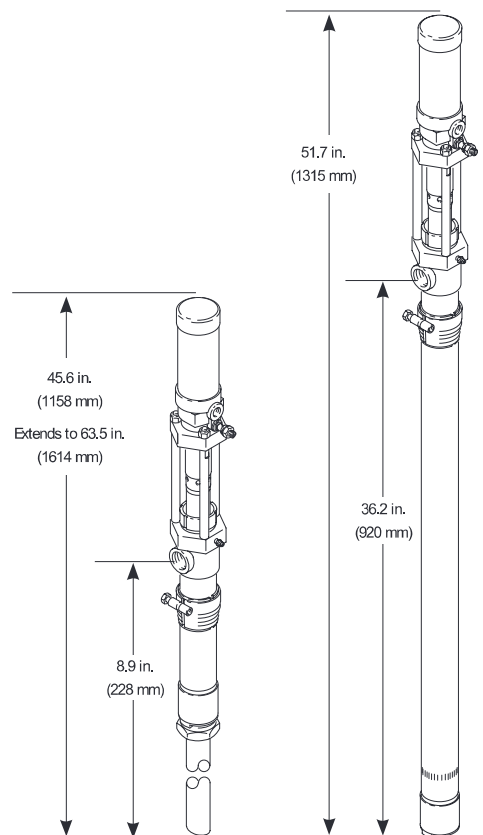
To order a FastFlo pump, use the online selector tool at www.graco.com/pumpselectors or contact your distributor.



Technical Specifications

Fast-Flo 1:1	Priming Piston
Maximum fluid working pressure	180 psi (12.4 bar, 1.24 MPa)
Maximum pump speed	100 cpm
Pump cycles per gallon (3.8 l)	25
Maximum air input pressure	180 psi (12.4 bar, 1.24 MPa)
Maximum operating temperature	120°F (49°C)
Typical sound level	72 dBA
Air inlet	1/4" npt (f)
Fluid outlet	3/4" npt (f)
Weight	20 lbs (9.07 kg) Drum; 11 lbs (4.99 kg) Stubby
Instruction Manual	307427

Dimensions

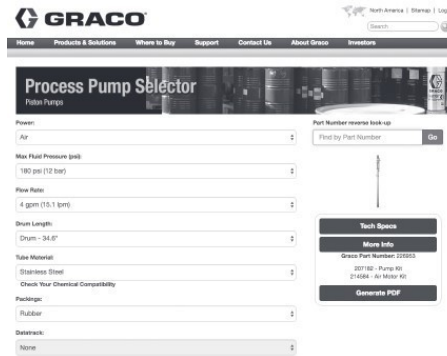


Piston Pumps for Ink Applications

Ink Applications

Selector Tool

To order a SoloTech pump, use the online selector tool at www.graco.com/pumpselectors or contact your distributor.



Ordering Information and Technical Specifications

Piston Pumps with Sealed Wet Cup

Ink Pump Package Part No.	Ratio	DataTrak	Remote DataTrak	Power Source	Displacement per Cycle	Maximum Air or Hydraulic Input Pressure psi (MPa, bar)	Maximum Fluid Working Pressure psi (MPa, bar)
258744	14:1			Air	500 cc	100 (0.7, 7.0)	1400 (9.7, 97)
258745	14:1	x		Air	500 cc	100 (0.7, 7.0)	1400 (9.7, 97)
258746	14:1		x	Air	500 cc	100 (0.7, 7.0)	1400 (9.7, 97)
258747	23:1			Air	200 cc	100 (0.7, 7.0)	2300 (15.9, 159)
258748	23:1	x		Air	200 cc	100 (0.7, 7.0)	2300 (15.9, 159)
258749	23:1		x	Air	200 cc	100 (0.7, 7.0)	2300 (15.9, 159)
258750	26:1			Air	500 cc	100 (0.7, 7.0)	2600 (17.9, 179)
258751	26:1	x		Air	500 cc	100 (0.7, 7.0)	2600 (17.9, 179)
258752	26:1		x	Air	500 cc	100 (0.7, 7.0)	2600 (17.9, 179)
258753	1.6:1			Hydraulic Oil	500 cc	1500 (10, 103)	2300 (15.9, 159)

Motor Conversion Kits

Part No.	Description
24C743	To install an L200CM Check-Mate displacement pump on an existing King air motor
24C744	To install an L500CM Check-Mate displacement pump on an existing King air motor
24D625	To install an L500CM Check-Mate displacement pump on an existing Viscount II hydraulic motor

Piston Pumps with Sealed Wet Cup

Stroke length	
Pneumatic	4.75 in (120.65 mm)
Hydraulic	4.69 in (119.13 mm)
Maximum fluid operating temperature	180° F (82.3° C)
Air or Hydraulic Inlet Size	3/4 npt (f)
Fluid outlet size	200 cc displacement pump: 1 npt (f) 500 cc displacement pump: 1-1/2 npt (f)
Maximum pump speed	60 cpm

(Do not exceed maximum recommended speed of fluid pump, to prevent premature pump wear)

Other

Part No.	Description
222780	Floor Stand Kit See manual 307971



Pneumatic

Hydraulic

Ordering Information and Technical Specifications

Name of Pump	Senator® 19:1	Viscount® II 1900	Bulldog® 31:1	Viscount II 3100
Lower size	800	800	800	800
Maximum fluid pressure	1900 psi (131 bar, 13.1 MPa)	1900 psi (131 bar, 13.1 MPa)	3100 psi (213 bar, 21.3 MPa)	3100 psi (213 bar, 21.3 MPa)
Maximum motor inlet pressure	100 psi (air) (6.9 bar, 0.69 MPa)	450 psi (oil) (31 bar, 3.1 MPa)	100 psi (air) (6.9 bar, 0.69 MPa)	750 psi (oil) (51.7 bar, 5.1 MPa)
Flow rate @60 cpm	2.8 gpm (10.6 lpm)	2.8 gpm (10.6 lpm)	2.8 gpm (10.6 lpm)	2.8 gpm (10.6 lpm)
Cfm or gpm required per gallon	24 cfm	4.3 gpm (16.2 lpm)	32 cfm	4.3 gpm (16.2 lpm)
Fluid pump outlet size	1" npt (f)	1" npt (f)	1" npt (f)	1" npt (f)
Motor inlet size	3/4" npt (f)	3/4" npt (f)	3/4" npt (f)	3/4" npt (f)
Weight of pump	160 lb (73 kg)	177 lb (80 kg)	160 lb (73 kg)	177 lb (80 kg)
Instruction manual	308351	308351	308351	308351

Bin Supply	Senator 19:1	Viscount II 1900	Bulldog 31:1	Viscount II 3100
Pump	246941	246938	246940	246938
Air controls: FRL, 1/2"	217072		217072	
Air run away control, 3/4"	224040		224040	
Air speed control, 1/2" (f)	510441		510441	
Floor stand (3" inlet)	222780	222780	222780	222780
Hydraulic controls*		236865		236865
Outlet hydraulic hose connector 1" (m) x 1-1/2" (f), 1500 psi rated		Not included		Not included

Misc. Information	Senator 19:1	Viscount II 1900	Bulldog 31:1	Viscount II 3100
Pump lower section	246939	246939	246939	246939
Ram plate replacement seals	165601	165601	165601	165601

*Hydraulic controls include hydraulic flow and pressure control, ball valves, 3 ft supply and return hose



19:1 Senator



31:1 Bulldog

Piston Pumps for Ink Applications

Ordering Information and Technical Specifications

Name of Pump	Bulldog 12:1	Viscount II 1200	King® 24:1	Viscount II 2400
Lower size	2100	2100	2100	2100
Maximum fluid pressure	1200 psi (82.8 bar, 8.28 MPa)	1200 psi (82.8 bar, 8.28 MPa)	2400 psi (165 bar, 16.5 MPa)	2400 psi (165 bar, 16.5 MPa)
Maximum motor inlet pressure	100 psi (air) (6.9 bar, 0.69 MPa)	750 psi (oil) (51.7 bar, 5.1 MPa)	100 psi (air) (6.9 bar, 0.69 MPa)	1500 psi (oil) (103 bar, 10.3 MPa)
Flow rate @ 60 cpm	7.5 gpm (28.4 lpm)	7.5 gpm (28.4 lpm)	7.5 gpm (28.4 lpm)	7.5 gpm (28.4 lpm)
Cfm or gpm required per gallon	20 cfm	1.6 gpm (6 lpm)	25 cfm	1.6 gpm (6 lpm)
Fluid pump outlet size	1-1/2" npt (m)	1-1/2" npt (m)	1-1/2" npt (m)	1-1/2" npt (m)
Motor inlet size	3/4" npt (f)	3/4" npt (f)	3/4" npt (f)	3/4" npt (f)
Weight of pump	142 lb (65 kg)	196 lb (89 kg)	160 lb (73 kg)	196 lb (89 kg)
Instruction manual	308149	308149	308149	308149

Bin Supply	Bulldog 12:1	Viscount II 1200	King 24:1	Viscount II 2400
Pump	246935	246937	246936	246937
Air controls: FRL, 1/2"	217072		217072	
Air run away control, 3/4"	224040		224040	
Air speed control, 1/2" (f)	510441		510441	
Floor stand (3" inlet)	222780	222780	222780	222780
Hydraulic controls*		236865		236865
Outlet hydraulic hose connector 1" (m) x 1-1/2" (f), 1500 psi rated		Not included		Not included

Misc. Information	Bulldog 12:1	Viscount II 1200	King 24:1	Viscount II 2400
Pump lower section	246934	246934	246934	246934
Ram plate replacement seals	165601	165601	165601	165601

*Hydraulic controls include hydraulic flow and pressure control, ball valves, 3 ft supply and return hose



12:1 Bulldog



Viscount II 2100



24:1 King

Ordering Information and Technical Specifications

Piston Pumps	President® 20:1
Lower size	450
Maximum fluid pressure	2000 psi (140 bar, 14 MPa)
Maximum motor inlet pressure	100 psi (7 bar, 0.7 MPa)
Flow rate @60 cpm	1.2 gpm (4.5 lpm)
Cfm or gpm required per gallon	35 cfm
Fluid pump outlet size	3/4" npt (f)
Motor inlet size	1/2" npt (f)
Weight of pump	50 lb (22.7 kg)
Instruction manual	308017

Bin Supply	President 20:1
Pump	246933
Air controls: FRL, 3/8" (f)	110150
Floor stand (3" inlet)	222780
Air run away control, 3/4" (f)	224040
Air speed control 1/2" (f)	510441

Misc. Information	President 20:1
Pump lower section	246932
Ram plate replacement seals	165601



20:1 President

Graco Standard Warranty

Graco warrants all equipment referenced in this document which is manufactured by Graco and bearing its name to be free from defects in material and workmanship on the date of sale by an authorized Graco distributor to the original purchaser for use. With the exception of any special, extended, or limited warranty published by Graco, Graco will, for a period of twelve months from the date of sale, repair or replace any part of the equipment determined by Graco to be defective. This warranty applies only when the equipment is installed, operated and maintained in accordance with Graco's written recommendations.

This warranty does not cover, and Graco shall not be liable for general wear and tear, or any malfunction, damage or wear caused by faulty installation, misapplication, abrasion, corrosion, inadequate or improper maintenance, negligence, accident, tampering, or substitution of non-Graco component parts. Nor shall Graco be liable for malfunction, damage or wear caused by the incompatibility of Graco equipment with structures, accessories, equipment or materials not supplied by Graco, or the improper design, manufacture, installation, operation or maintenance of structures, accessories, equipment or materials not supplied by Graco.

This warranty is conditioned upon the prepaid return of the equipment claimed to be defective to an authorized Graco distributor for verification of the claimed defect. If the claimed defect is verified, Graco will repair or replace free of charge any defective parts. The equipment will be returned to the original purchaser transportation prepaid. If inspection of the equipment does not disclose any defect in material or workmanship, repairs will be made at a reasonable charge, which charges may include the costs of parts, labor, and transportation.

THIS WARRANTY IS EXCLUSIVE, AND IS IN LIEU OF ANY OTHER WARRANTIES, EXPRESS OR IMPLIED, INCLUDING BUT NOT LIMITED TO WARRANTY OF MERCHANTABILITY OR WARRANTY OF FITNESS FOR A PARTICULAR PURPOSE

Graco's sole obligation and buyer's sole remedy for any breach of warranty shall be as set forth above. The buyer agrees that no other remedy (including, but not limited to, incidental or consequential damages for lost profits, lost sales, injury to person or property, or any other incidental or consequential loss) shall be available. Any action for breach of warranty must be brought within two (2) years of the date of sale.

GRACO MAKES NO WARRANTY, AND DISCLAIMS ALL IMPLIED WARRANTIES OF MERCHANTABILITY AND FITNESS FOR A PARTICULAR PURPOSE IN CONNECTION WITH ACCESSORIES, EQUIPMENT, MATERIALS OR COMPONENTS SOLD BUT NOT MANUFACTURED BY GRACO. These items sold, but not manufactured by Graco (such as electric motors, switches, hose, etc.), are subject to the warranty, if any, of their manufacturer. Graco will provide purchaser with reasonable assistance in making any claim for breach of these warranties.

In no event will Graco be liable for indirect, incidental, special or consequential damages resulting from Graco supplying equipment hereunder, or the furnishing, performance, or use of any products or other goods sold hereto, whether due to a breach of contract, breach of warranty, the negligence of Graco, or otherwise.

FOR GRACO CANADA CUSTOMERS

The Parties acknowledge that they have required that the present document, as well as all documents, notices and legal proceedings entered into, given or instituted pursuant hereto or relating directly or indirectly hereto, be drawn up in English. Les parties reconnaissent avoir convenu que la rédaction du présente document sera en Anglais, ainsi que tous documents, avis et procédures judiciaires exécutés, donnés ou intentés à la suite de ou en rapport, directement ou indirectement, avec les procédures concernées.

Equipment Misuse Hazard

General Misuse: Any misuse of Graco equipment or accessories, such as over-pressurizing, modifying parts, using incompatible chemicals and fluids, or using worn or damaged parts, can cause them to rupture. Misuse of equipment can result in fluid injection, splashing in the eyes or on the skin, or other serious bodily injury, or fire, explosion or property damage. NEVER alter or modify any part of Graco equipment; doing so could cause the product to malfunction. CHECK all equipment regularly and repair or replace worn or damaged parts immediately. Always wear protective eye wear, gloves, clothing and respirator as recommended by fluid and solvent manufacturers.

System Pressure: Be sure that all equipment and accessories used are rated to withstand the applicable MAXIMUM WORKING PRESSURE. DO NOT exceed the maximum working pressure of any component or accessory used in a system.

Fluid and Solvent Compatibility: All chemicals used in a Graco sprayer must be compatible with wetted parts. Consult your chemical supplier to ensure compatibility. Do not use 1:1:1-trichloroethane, methylene chloride, other halogenated hydrocarbon solvents or fluids containing such solvents in this equipment, which contains aluminum and/or zinc parts. Such use could result in a serious chemical reaction, with the possibility of explosion, which could cause death, serious bodily injury and/or substantial property damage.